

Foundation Programme
in Literacy, Numeracy and Skills
(FPLNS)

现代汉语

MODERN CHINESE

GRADE 8

Educator's Guidelines

Theme 6: Celebrations and Festivals
Festivals

MAHATMA GANDHI INSTITUTE
under the aegis of
MINISTRY OF EDUCATION AND HUMAN RESOURCE
Republic of Mauritius

2026

Table of content

Guide to Educators	ii
Activity 1: Listen and repeat.	1
Activity 2: Read the vocabulary words.	2
Activity 3: Picture labelling.	3
Activity 4: Matching.	4
Activity 5: Choose the correct word.	5
Activity 6: Fill in the blanks.	7
Activity 7: Write the correct Pinyin.	8
Activity 8: Read the sentences.	9
Activity 9: Cut and paste.	10
Activity 10: Matching.	13
Activity 11: Rearrange the words.	14
Activity 12: Read the passage and answer the questions.	15
Activity 13: Invitation card.	16
Activity 14: Picture labelling.	17
Activity 15: Learning-by-doing.	18

Guide to Educators

Learning Outcomes

- Identify the main religious festivals in Mauritius, such as Deepavali, Cavadee, Ugadi, Ganesh Chaturthi, Eid, the Spring Festival, and Christmas.
- Engage in simple conversations about each festival.
- Describe the key practices of specific religious festivals.
- Practise pronunciation of festivals' names and associated vocabulary words (fasting, place of worship, clothing).
- Appreciate the cultural and spiritual significance of religious festivals to believers.

Activities

- Listen and repeat.
- Read the vocabulary words.
- Picture labelling.
- Matching.
- Choose the correct word.
- Fill in the blanks.
- Write the correct Pinyin.
- Read the sentences.
- Cut and paste.
- Matching.
- Rearrange the words.
- Read the passage and answer the questions.
- Invitation card.
- Picture labelling.
- Learning-by-doing

Other Proposed Activities

- Quiz.
- Crossword.
- Cultural fashion show.
- Cultural dance performance or workshop.

Additional Resources

- Use pictures and real-life examples to aid recognition.
- Repetitive practice through songs and rhymes.
- Videos to display each festival celebration.

Portfolio Assessment

- Skills-based assessments.

Activity 1: Listen and repeat.

Listening and Reading Activities:

- The Educator reads the lyrics aloud, and plays the song.
- The students listen and repeat the song.

e

《新年好》

新年好呀，新年好呀，
祝贺大家新年好！
我们唱歌，我们跳舞，
祝贺大家新年好！

《Xīnnián hǎo》

Xīnnián hǎo ya, xīnnián hǎo ya,
Zhùhè dàjiā xīnnián hǎo!
Wǒmen chànggē, wǒmen tiàowǔ,
Zhùhè dàjiā xīnnián hǎo!

The Educator may access the audio-visual version of the above song through this link:

https://www.youtube.com/watch?v=hehIsy2a8zA&list=RDhehIsy2a8zA&start_radio=1

Activity 2: Read the vocabulary words.

Reading Activity:

The Educator:

- introduces the festivals to the students.
- reads the name of each festival aloud.

The students identify and repeat the words.

Chūn Jié
春节




Páidēng Jié
排灯节



Shèngdàn Jié
圣诞节



Kǎwǎdí Jié
卡瓦迪节



Wūjiādí Jié
乌加迪节



Kāizhāi Jié
开斋节



Xiàngshén Jié
象神节



Activity 3: Picture labelling.

Reading and Writing Activities:



The Educator:

- asks the students to name some festivals in our country.
- helps the students to read aloud the given words and identify the corresponding pictures.

The students choose the correct word from the box to label each picture.



象神节
开斋节
卡瓦迪节
春节
排灯节
圣诞节
乌加迪节



Activity 4: Matching.

Reading Activity:

The Educator:

- talks about the festivals (how are they celebrated, the food, the rituals and so on).
- asks the students to provide words that reflect these festivals.

The students match column A with column B.

Column A

Column B

<p>春节</p>	<p>布里亚尼饭 海娜手绘</p>	
<p>乌加迪节</p>	<p>礼物 圣诞树</p>	
<p>卡瓦迪节</p>	<p>红包 舞狮/舞龙</p>	
<p>象神节</p>	<p>油灯 甜点</p>	
<p>排灯节</p>	<p>莫达克蛋糕 加克里舞</p>	
<p>圣诞节</p>	<p>乌加迪帕查迪 (六味酱) 蓝固丽 (印度地画)</p>	
<p>开斋节</p>	<p>公鸡的旗帜 男人穿着粉红色服装参加卡瓦迪游行。</p>	

Activity 5: Choose the correct word.

Reading and Writing Activities:

- The Educator invites the students to discuss the different dressing styles worn during each festival.
- The students observe the pictures, choose the correct word from the brackets and fill in the blanks.



..... 庆祝排灯节。(穆斯林人、印度人)



..... 庆祝卡瓦迪节。(基督徒、泰米尔人)



..... 庆祝乌加迪节。(泰卢固人、华人)



..... 庆祝象神节。(马拉地人、穆斯林人)



..... 庆祝开斋节。(泰米尔人、穆斯林人)



..... 庆祝春节。(马拉地人、华人)



..... 庆祝圣诞节。(泰卢固人、基督徒)

Activity 6: Fill in the blanks.

Reading and Writing Activities:

- The Educator encourages the students to share their knowledge about places of worship in different communities.
- The students observe the pictures of the different places of worship, choose the correct words from the given list to fill in the blanks, and read the sentences.

màndílāmǔ kòuwéi shīwǎlā sìmiào jiàotáng qīngzhēnsì
曼迪拉姆 扣维 湿瓦拉 寺庙 教堂 清真寺



泰米尔人去.....祈祷。



印度人去.....祈祷。




华人去.....祈福。



基督徒去.....祈祷。



穆斯林人去.....祈祷。



泰卢固人去.....祈祷。

Activity 7: Write the correct Pinyin.

Reading and Writing Activities:

- The Educator reads the sentences.
- The students write out the Pinyin of each sentence and read them under the guidance of the Educator.

Example: 春节就要来了。

Chūn Jié jiù yào lái le.

1. 我挂灯笼。

2. 我贴春联。

3. 我放鞭炮。

4. 我穿新衣。

5. 我吃年糕。

6. 我去看舞狮、舞龙。

7. 我去拜年。

8. 我说：“恭喜发财！”

9. 我拿到了很多红包。

10. 我喜欢过春节。

Activity 8: Read the sentences.

Listening and Reading Activities:

- The Educator reads the sentences.
- The students listen and repeat after the Educator.

Ālǐ shì gè mùsīlínrén, tā shì wǒ de péngyou.
阿里是个穆斯林人，他是我的朋友。

Āfā shì gè huárén, tā shì wǒ de péngyou.
阿发是个华人，他是我的朋友。

Ālāfū shì gè mǎlādìrén, tā shì wǒ de péngyou.
阿拉夫是个马拉地人，他是我的朋友。

Āzhāgēn shì gè tàimǐ'ěrrén, tā shì wǒ de péngyou.
阿扎根是个泰米尔人，他是我的朋友。

Mǎhāwǎ shì gè tàilúgùrén, tā shì wǒ de péngyou.
马哈瓦是个泰卢固人，他是我的朋友。

Dàwèi shì gè jīdūtú, tā shì wǒ de péngyou.
大卫是个基督徒，他是我的朋友。

Lājǔ shì gè yìndùrén, tā shì wǒ de péngyou.
拉举是个印度人，他是我的朋友。

Wǒ yǒu hěnduō hǎo péngyou, wǒ xǐhuan tāmen.
我有很多好朋友，我喜欢他们。

Tāmen yě xǐhuan wǒ.
他们也喜欢我。

Activity 9: Cut and paste.

Reading Activity:

The Educator engages the students in a brainstorming session on the Spring Festival etiquette and invites them to share how they celebrate it.

The students:

- observe the pictures and cut the given sentences from next page and paste them next to the corresponding pictures.
- read aloud the sentences under the guidance of the Educator.





我们在挂灯笼。



他们在舞狮。



我们吃年糕。



有人去寺庙。



爸爸妈妈给我们红包。



大人放鞭炮。

Activity 10: Matching.

Reading Activity:

- The Educator reads the given words aloud.
- The students repeat after the Educator and then match each verb to its corresponding noun.

扫

新衣

吃

红包

穿

地

发

年糕

拜

春联

烧

年

贴

灯笼

挂

香

Activity 11: Rearrange the words.

Reading and Writing Activities:

The Educator reads the given words.

The students:

- rearrange the words to make meaningful sentences.
- read aloud the complete sentences.

1. 毛里求斯、过、春节、华人、也

.....

2. 去、有的、寺庙、华人、春节

.....

3. 春联、华人、喜欢、贴、在、家门口

.....

4. 老人、孩子、要、给、红包

.....

5. 春节、恭喜发财、见面时、说

.....

6. 新衣服、我们、穿、春节

.....

7. 舞龙、春节、舞狮、还有、唐人街

.....

8. 华人、春节、年糕、喜欢、吃

.....

Activity 12: Read the passage and answer the questions.

Listening, Reading and Writing Activities:

- The Educator reads the passage.
- The students:
 - listen and repeat after the Educator.
 - read and answer the questions under the guidance of the Educator.

毛里求斯有很多节日。庆祝节日有助于每个民族保留他们的传统。人们了解不同的节日并互相尊重。这让整个国家充满团结和快乐。我们与家人和朋友一起庆祝节日。

春节是华人的节日，在农历正月初一。这一天有的华人去寺庙祈福，有的去教堂祈祷。他们穿上新衣服。他们舞狮舞龙，也放鞭炮。孩子们会收到很多红包。春节是一个快乐的节日。

1. 选择正确答案

(1) 我们在毛里求斯庆祝很多.....。

- A. 家庭 B. 孩子 C. 节日 D. 国家

(2) 过节让整个.....充满团结和快乐。

- A. 国家 B. 礼物 C. 传统 D. 文化

(3) 春节是一个.....的节日。

- A. 伤心 B. 快乐 C. 悲伤 D. 压抑

2. 从上文找出5个与春节相关的词语:

.....、.....、.....、.....、.....

Activity 13: Invitation card.

The Educator:

- asks the students to list down the key elements in an invitation card.
- encourages the students to show their creativity by designing a Spring Festival celebration invitation card.
- provides the students with relevant vocabulary words.

The students prepare another invitation card.

Materials needed: bristol, glue, pencil, scissors, markers/coloured pencils.



Activity 14: Picture labelling.

Reading and Writing Activities:

- The Educator asks the students to reflect on how they celebrate the Spring Festival.
- The students read and choose the correct word from the list below to label the pictures.



灯笼 舞狮 红包 寺庙 鞭炮 小孩 老人

Activity 15: Learning-by-doing.

Listening Activity:

- The Educator reads and guides the students to make a lantern with a red envelope as per given instructions.
 - The students listen and make their own Chinese lantern.
- Materials needed: red envelope, scissors and glue.

用一个红包做灯笼

材料：1个红包、剪刀、订书机（或胶水）

步骤：

1. 剪掉红包封口舌。
 2. 折风琴褶：
 - * 红包短边朝自己（竖着拿）。
 - * 从一头开始，像折扇子一样，一正一反交替折出均匀的褶子（谷折-山折-谷折...）。
 - * 折完全长，压紧折痕。
 3. 围圈固定：
 - * 把折好的长条两头弯起来对在一起，围成圆圈。
 - * 用订书机在上下边缘各订一下固定接口（或用胶水粘牢）。
 4. 撑开压扁（关键！）：
 - * 轻轻把灯笼上下拉开一点，让褶子蓬松。
 - * 用力捏扁灯笼的顶部边缘，压成一条线。
 - * 用力捏扁灯笼的底部边缘，也压成一条线。灯笼形状就出来啦！
- 可选装饰（做完上面4步就成型了！）：
- * 提手：剪段红绳，用订书机钉在灯笼顶部压扁后边缘的两端。
 - * 穗子：用订书机在灯笼底部压扁后的边缘中间钉个小穗子。



The Educator may access the audio-visual version of the above activity through this link:

<https://www.youtube.com/watch?v=w0Pk-hioE2A>